

KEDIA ADVISORY



# DAILY SPICES REPORT

13 May 2026

Kedia Stocks and Commodities Research Pvt. Ltd.

SEBI Registration Number: INH000006156 | Disclaimer: <https://kediaadvisory.com/disclaimer>

 FOLLOW US



### NCDEX Future Market Update

| Commodity | Expiry    | Open      | High      | Low       | Close     | % Change |
|-----------|-----------|-----------|-----------|-----------|-----------|----------|
| TURMERIC  | 19-Jun-26 | 16,036.00 | 16,100.00 | 15,802.00 | 15,934.00 | -0.62    |
| TURMERIC  | 20-Aug-26 | 0.00      | 0.00      | 0.00      | 16,134.00 | -0.58    |
| JEERA     | 19-Jun-26 | 19,900.00 | 20,050.00 | 19,810.00 | 19,955.00 | 0.08     |
| JEERA     | 20-Jul-26 | 0.00      | 0.00      | 0.00      | 20,245.00 | 1.20     |
| DHANIYA   | 19-Jun-26 | 12,620.00 | 12,660.00 | 12,412.00 | 12,478.00 | -1.02    |
| DHANIYA   | 20-Aug-26 | 12,900.00 | 12,950.00 | 12,732.00 | 12,868.00 | -0.76    |

### Spot Market Update

| Commodity                  | Place     | Price     | % Chg |
|----------------------------|-----------|-----------|-------|
| Jeera                      | उंझा      | 20,104.60 | 0.08  |
| Jeera                      | जोधपुर    | 20,900.00 | 3.47  |
| Dhaniya                    | गोंडल     | 12,680.20 | 0.23  |
| Dhaniya                    | कोटा      | 13,047.65 | -0.88 |
| Turmeric (Unpolished)      | निजामाबाद | 14,539.00 | 0.67  |
| Turmeric (Farmer Polished) | निजामाबाद | 15,604.40 | 0.34  |

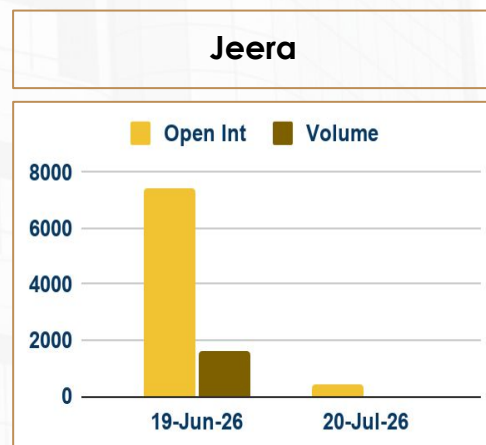
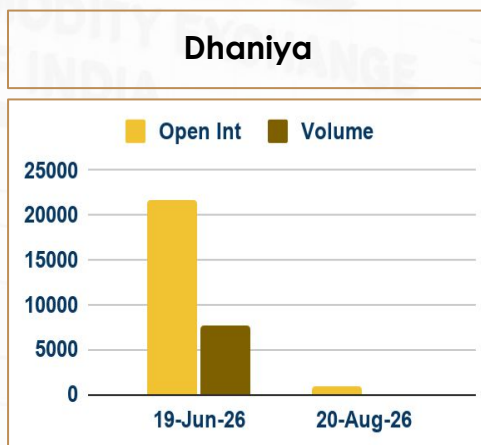
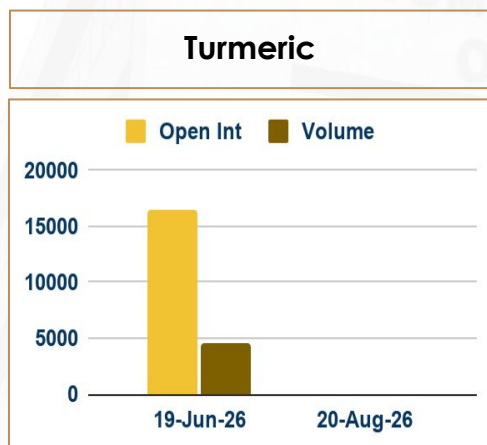
### Currency Market Update

| Currency | Country    | Rates  |
|----------|------------|--------|
| USDINR   | India      | 95.50  |
| USDCNY   | China      | 6.79   |
| USDBDT   | Bangladesh | 122.94 |
| USDHKD   | Hongkong   | 7.83   |
| USDMYR   | Malaysia   | 3.93   |
| USDAED   | UAE        | 3.67   |
| EURUSD   | Europe     | 1.17   |

### Open Interest Snapshot

| Commodity | Expiry    | % Change | % Oi Change | Oi Status        |
|-----------|-----------|----------|-------------|------------------|
| TURMERIC  | 19-Jun-26 | -0.62    | 12.37       | Fresh Selling    |
| TURMERIC  | 20-Aug-26 | -0.58    | 0.00        | Long Liquidation |
| JEERA     | 19-Jun-26 | 0.08     | 12.07       | Fresh Buying     |
| JEERA     | 20-Jul-26 | 1.20     | 0.00        | Short Covering   |
| DHANIYA   | 19-Jun-26 | -1.02    | 20.50       | Fresh Selling    |
| DHANIYA   | 20-Aug-26 | -0.76    | 3.66        | Fresh Selling    |

### OI & Volume Chart



Technical Snapshot



SELL JEERA JUN @ 20000 SL 20200 TGT 19800-19600. NCDEX

Spread JEERA JUL-JUN 290.00

Observations

Jeera trading range for the day is 19700-20180.

Jeera settled flat as fresh crop arrivals from key Rajasthan hubs have increased.

Favorable weather conditions across North-West India allowed farmers to complete harvesting faster than expected.

Farmers are actively offloading stocks to generate liquidity for the upcoming Kharif planting season, adding continuous sell-side pressure.

In Unjha, a major spot market, the price ended at 20104.6 Rupees gained by 0.08 percent.

Trading Levels

| Commodity | Expiry    | Close     | R2       | R1       | PP       | S1       | S2       |
|-----------|-----------|-----------|----------|----------|----------|----------|----------|
| JEERA     | 19-Jun-26 | 19,955.00 | 20180.00 | 20070.00 | 19940.00 | 19830.00 | 19700.00 |
| JEERA     | 20-Jul-26 | 20,245.00 | 6750.00  | 13500.00 | 6750.00  | 13500.00 | 6750.00  |

## Technical Snapshot



**SELL DHANIYA JUN @ 12600 SL 12800 TGT 12400-12200. NCDEX**

**Spread** DHANIYA AUG-JUN 390.00

### Observations

Dhaniya trading range for the day is 12268-12764.

Dhaniya dropped on profit booking as arrivals have accelerated after fiscal year-end activities in late March.

2026 output estimated at just 9.5–9.7 million bags, down from 11 million last year.

Carryover stocks have plummeted to 20–25 lakh bags, a significant drop from the 35–36 lakh bags held in 2025.

In Gondal, a major spot market, the price ended at 12680.2 Rupees gained by 0.23 percent.

### Trading Levels

| Commodity | Expiry    | Close     | R2       | R1       | PP       | S1       | S2       |
|-----------|-----------|-----------|----------|----------|----------|----------|----------|
| DHANIYA   | 19-Jun-26 | 12,478.00 | 12764.00 | 12620.00 | 12516.00 | 12372.00 | 12268.00 |
| DHANIYA   | 20-Aug-26 | 12,868.00 | 13068.00 | 12968.00 | 12850.00 | 12750.00 | 12632.00 |

## Technical Snapshot



SELL TURMERIC JUN @ 16000 SL 16200 TGT 15800-15600. NCDEX

Spread TURMERIC AUG-JUN 200.00

### Observations

Turmeric trading range for the day is 15648-16244.

Turmeric dropped as daily arrivals across Nizamabad, Erode, and Hingoli have accelerated, creating a temporary "supply glut".

Farmers are liquidating stocks more rapidly this week to raise liquidity for upcoming Kharif sowing expenses, increasing the immediate supply.

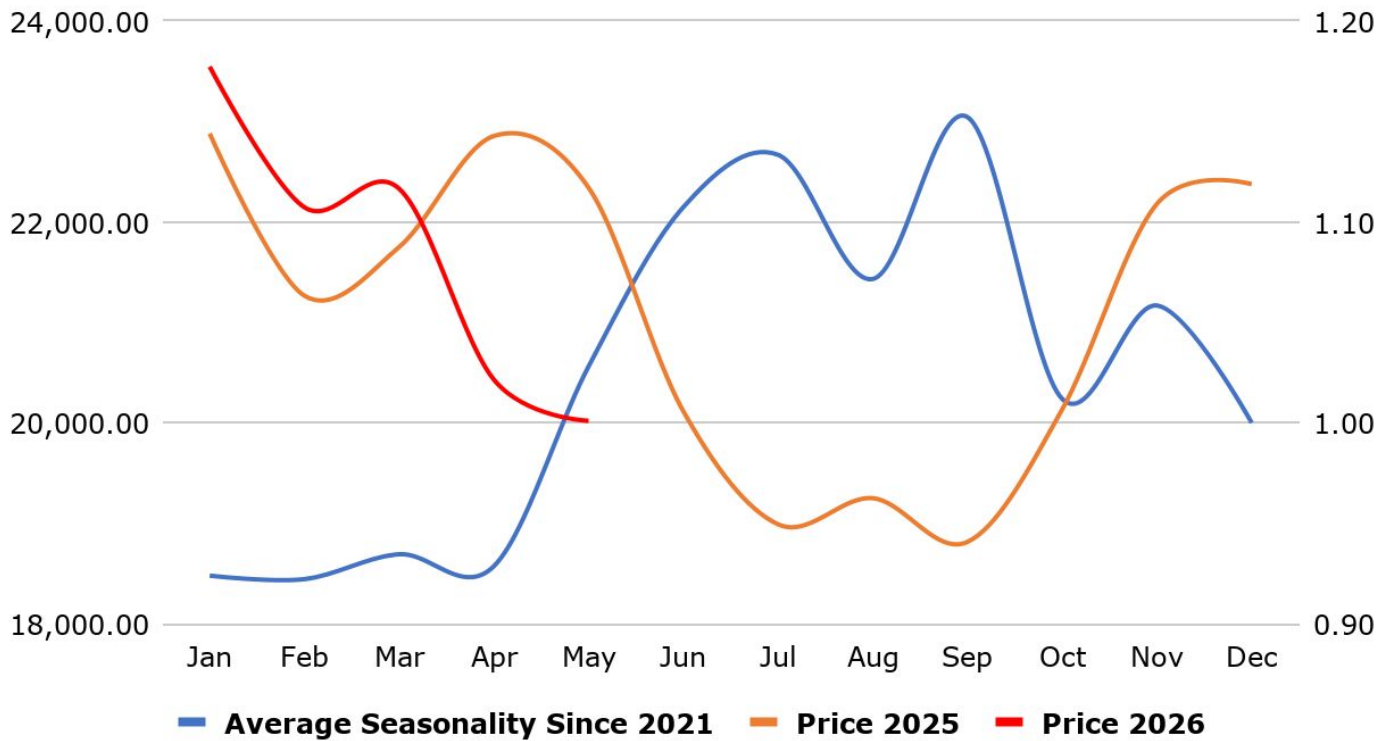
Increased arrivals of late-harvested, high-moisture turmeric have led to aggressive price discounting for "average" quality lots.

In Nizamabad, a major spot market, the price ended at 15604.4 Rupees gained by 0.34 percent.

### Trading Levels

| Commodity | Expiry    | Close     | R2       | R1       | PP       | S1       | S2       |
|-----------|-----------|-----------|----------|----------|----------|----------|----------|
| TURMERIC  | 19-Jun-26 | 15,934.00 | 16244.00 | 16090.00 | 15946.00 | 15792.00 | 15648.00 |
| TURMERIC  | 20-Aug-26 | 16,134.00 | 5378.00  | 10756.00 | 5378.00  | 10756.00 | 5378.00  |

## NCDEX Jeera Seasonality



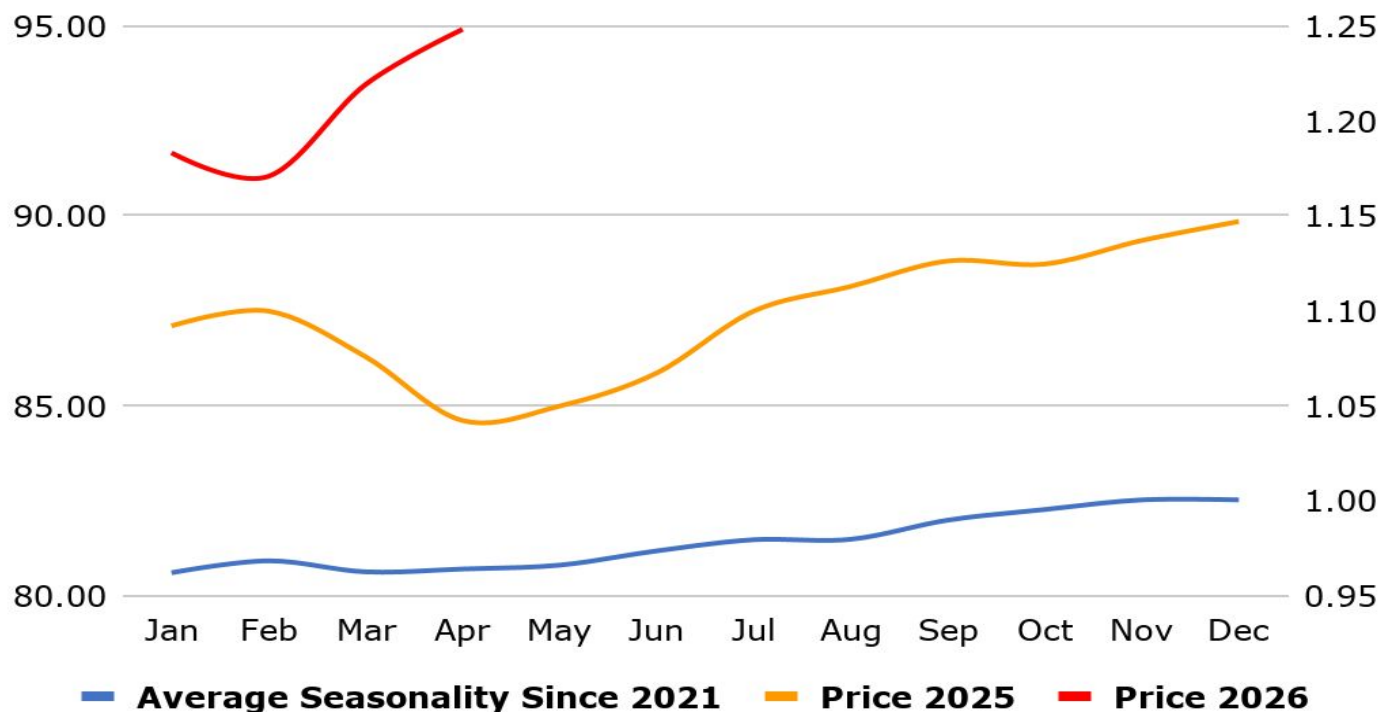
## NCDEX Dhaniya Seasonality



## NCDEX Turmeric Seasonality



## USDINR Seasonality



# Stay Ahead in Markets with Kedia Advisory



Get Live Commodity & Equity Market Updates backed by in-depth research, data-driven insights, and expert analysis.



## Why Kedia Advisory

- Real-time market updates
- Key levels & trend direction
- Research-based market views
- Trusted by active traders & investors

Visit: Kedia Advisory Website

[www.kediaadvisory.com](http://www.kediaadvisory.com)

CLICK HERE



SCAN ME



**Kedia Stocks and Commodities Research Pvt Ltd**

SEBI REGISTRATION NUMBER : INH000006156

Aadinath Commercial, Opp. Mumbai University, Vasant Valley Road, Khadakpada, Kalyan West

Investment in securities market are subject to market risks, read all the Related documents carefully before investing.



**Scan the QR to  
connect with us**

**KEDIA ADVISORY**

## **KEDIA STOCKS & COMMODITIES RESEARCH PVT LTD.**

Mumbai. INDIA.

For more details, please contact Mobile: +91 9619551022

Email: [info@kediaadvisory.com](mailto:info@kediaadvisory.com)

SEBI REGISTRATION NUMBER - INH000006156

For more information or to subscribe for monthly updates

Visit [www.kediaadvisory.com](http://www.kediaadvisory.com)

This Report is prepared and distributed by Kedia Stocks & Commodities Research Pvt Ltd. for information purposes only. The recommendations, if any, made herein are expressions of views and/or opinions and should not be deemed or construed to be neither advice for the purpose of purchase or sale through KSCRPL nor any solicitation or offering of any investment /trading opportunity. These information/opinions/ views are not meant to serve as a professional investment guide for the readers. No action is solicited based upon the information provided herein. Recipients of this Report should rely on information/data arising out of their own investigations. Readers are advised to seek independent professional advice and arrive at an informed trading/investment decision before executing any trades or making any investments. This Report has been prepared on the basis of publicly available information, internally developed data and other sources believed by KSCRPL to be reliable. KSCRPL or its directors, employees, affiliates or representatives do not assume any responsibility for or warrant the accuracy, completeness, adequacy and reliability of such information/opinions/ views. While due care has been taken to ensure that the disclosures and opinions given are fair and reasonable, none of the directors, employees, affiliates or representatives of KSCRPL shall be liable for any direct, indirect, special, incidental, consequential, punitive or exemplary damages, including lost profits arising in any way whatsoever from the information/opinions/views contained in this Report. The possession, circulation and/or distribution of this Report may be restricted or regulated in certain jurisdictions by appropriate laws. No action has been or will be taken by KSCRPL in any jurisdiction (other than India), where any action for such purpose (s) is required. Accordingly, this Report shall not be possessed, circulated and/ or distributed in any such country or jurisdiction unless such action is in compliance with all applicable laws and regulations of such country or jurisdiction. KSCRPL requires such a recipient to inform himself about and to observe any restrictions at his own expense, without any liability to KSCRPL. Any dispute arising out of this Report shall be subject to the exclusive jurisdiction of the Courts in India.